

# la murrina

M U R A N O



Lighting  
DAILY COLLECTION



Pura magia




# Indice Index

## Contemporaneo

101	14
102	14
602	36
629	30
681	26
684	30
688	88
697	24
702	26
738	34
825	26
Albatros	76
Aldebaran LED	50
Apache	100
Aquilone	72
Atmosphere	94
Balloon	84
Cometa	78
Cormorano	28
Deimos LED	54
Dione LED	22
Dolly	42
Dolly Maxi	60
Elara LED	22
Egeo	32

Excalibur	16
File	86
Fobos LED	58
Galaxy	64
Ganimede LED	68
Genius	80
Giano LED	20
Graffio	98
Mediterraneo	32
Nadir	102
New Spot LED	8
Orione	92
Pallene LED	46
Pulsar	38
Regolo LED	56
Rumba	78
Sintesi	74
Sirio LED	52
Spot	14
Squared	40
Stone	96
Telesto LED	18
Teti LED	18
Tione LED	20





## Contemporaneo

Una selezione di lampade e sculture luminose dedicate all'abitare contemporaneo, dove predominano linee sobrie e pulite.

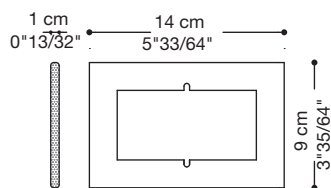
Varie soluzioni di illuminazione per ambienti domestici e destinati alla collettività, il cui ruolo è quello di decorare e personalizzare gli spazi attraverso effetti di trasparenze e colori.

Our Contemporary Design collection contains a selection of chandeliers, sconces, lamps and lighted sculptures that have been designed with today's sleek, modern environments top of mind.

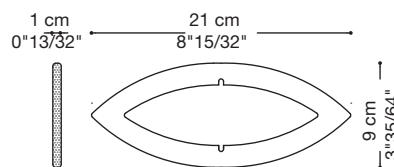
Whether for commercial or residential interior spaces, this collection offers an expansive selection of works, which will personalize any space with color, shape and texture.

# NEW SPOT LED

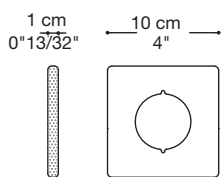
## 401 Rettangolo



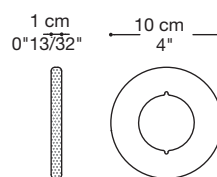
## 402 Ellittico



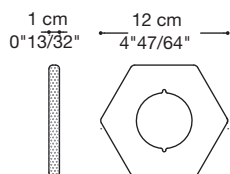
## 403 Quadrato



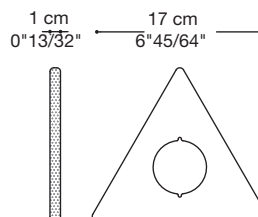
## 403 Rotondo



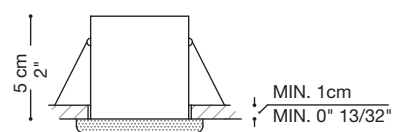
## 403 Esagono



## 404 Triangolo



## 401 402

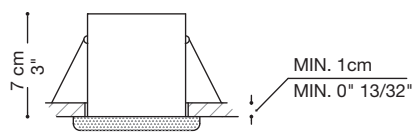


7,4 - 7,6 cm  
2" 59/64" - 3"

1 x 21 LED - 350mA - 3000K | IP 20

TOTAL POWER 8W

## 403 404



7,4 - 7,6 cm  
2" 59/64" - 3"

1 x 4 LED - 500mA - 3000K | IP 20

TOTAL POWER 6,5W

Vetro/Glass

Struttura/Metalwork



AA

DD

PP

YY

3L







402 Ellittico



401 Rettangolo



403 Quadrato



403 Rotondo



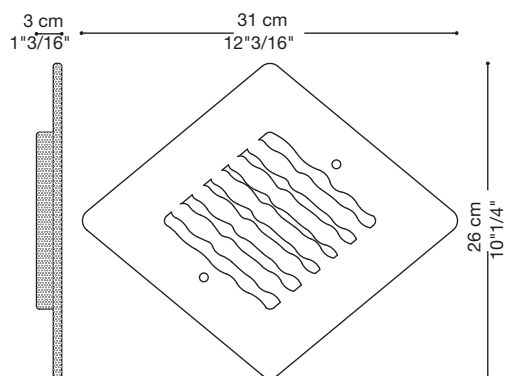
403 Esagono



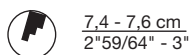
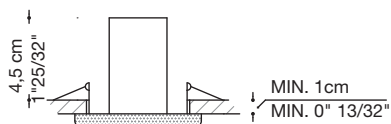
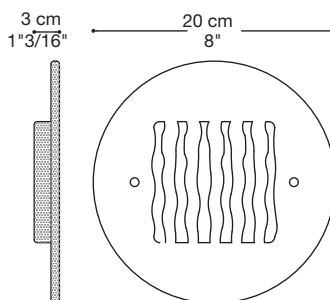
404 Triangolo

# NEW SPOT LED

501



502



1 x 36 LED - 700mA - 3000K - 12V | IP 20   
TOTAL POWER 15,7W

Vetro/Glass



AA



DD



PP



YY

Struttura/Metalwork



3L



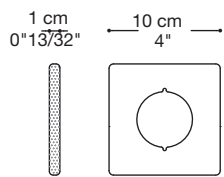
501



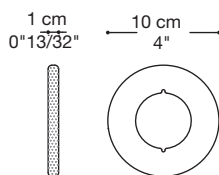
502

# SPOT

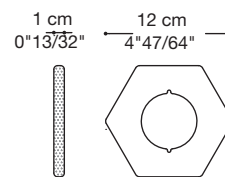
## 101 Quadrato



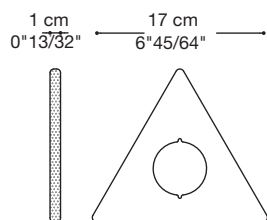
## 101 Rotondo



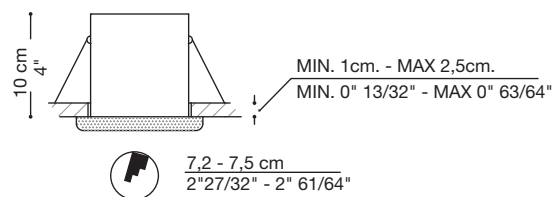
## 101 Esagono



## 102 Triangolo



## 101 102



1 x MAX 35W GU10 - 230V |
 0.3m |
 SPOT BEAM IP 20 |


### Vetro/Glass



AE



BB



DD




KD



QB



QD



YY

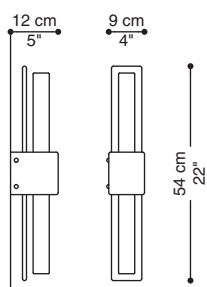
### Struttura/Metalwork



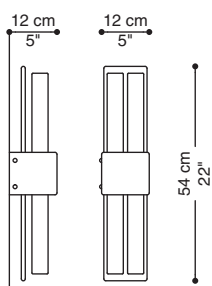
3L





# EXCALIBUR



A |  1 x MAX 60W S14d |  IP 20 230V  




A/doppio |  2 x MAX 60W S14d |  IP 20 230V  


Vetro/Glass



BB



DD



YY

Struttura/Metalwork



3L



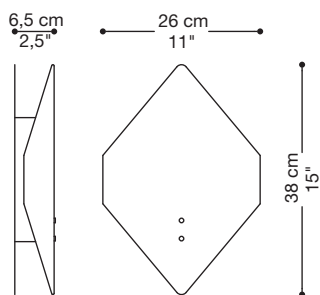





Excalibur Doppio



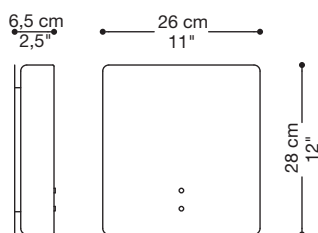
Excalibur




# TELESTO LED




**TELESTO A** | 1 x 35 LED - 700mA - 3000K - 21,7V |  IP 20    
TOTAL POWER 16,5W

# TETI LED



**TETI A** | 1 x 35 LED - 700mA - 3000K - 21,7V |  IP 20    
TOTAL POWER 16,5W

Vetro/Glass



DD

Struttura/Metalwork



3S

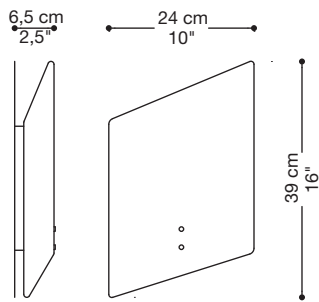




Telestos A



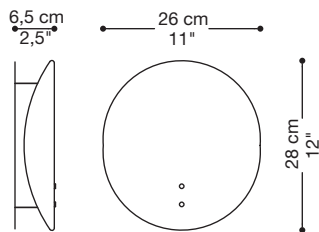
Teti A



# TIONE LED




TIONE A | 1 x 35 LED - 700mA - 3000K - 21,7V |  IP 20   
TOTAL POWER 16,5W

# GIANO LED



GIANO A | 1 x 35 LED - 700mA - 3000K - 21,7V |  IP 20   
TOTAL POWER 16,5W

Vetro/Glass



DD

Struttura/Metalwork



3S

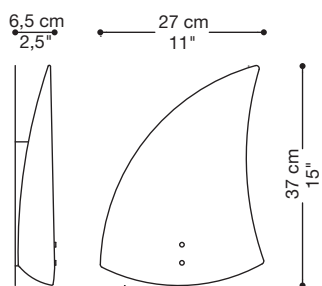


Tione A



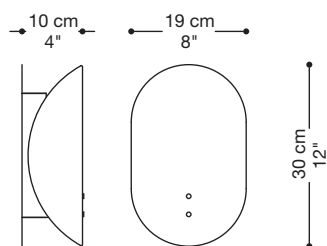
Giano A

# DIONE LED



DIONE A | 1 x 35 LED - 700mA - 3000K - 21,7V | IP 20 CE  
TOTAL POWER 16,5W

# ELARA LED



ELARA A | 1 x 35 LED - 700mA - 3000K - 21,7V | IP 20 CE  
TOTAL POWER 16,5W

Vetro/Glass DIONE



DB

DP


DY

Struttura/Metalwork



3S

Vetro/Glass ELARA



HA

Struttura/Metalwork



3S

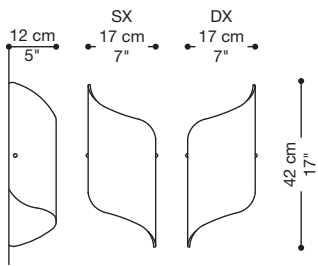


Dione A



Elara A

# 697




A/AL |  1 x MAX 200W E27 ES |   IP 20 230V  

Vetro/Glass



DD

Struttura/Metalwork



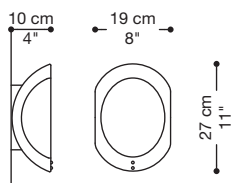
2L

3L





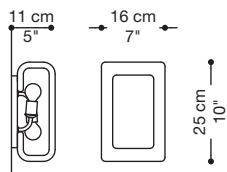
# 681



A | 2 x MAX 28W E14 ES



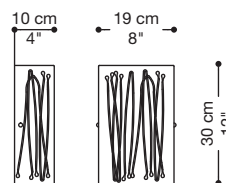
# 702



A | 2 x MAX 28W E14 ES



# 825



A | 2 x MAX 42W E14 ES



Vetro/Glass  
681



AB




AD

Vetro/Glass  
702



AB



AD




QD



HB



HD



HP

Vetro/Glass  
825

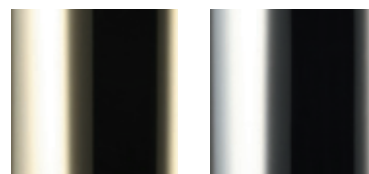


HA



HB

Struttura/Metalwork



2L

3L

Struttura/Metalwork



2L

3L

Struttura/Metalwork



2L

3L



681 A

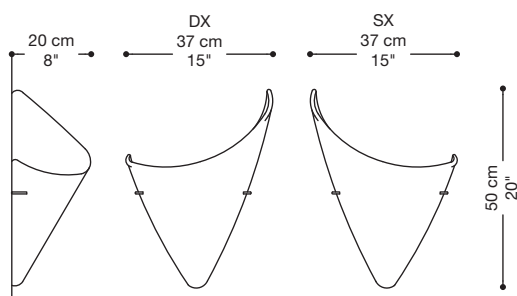





702 A



825 A

# CORMORANO



T/AL |  1 x MAX 160W R7s ES |   0.3 m | IP 20 230V 


A/AL |  1 x MAX 160W R7s ES |   0.5 m | IP 20 230V  

Vetro/Glass



DD

Struttura/Metalwork



2S

3S

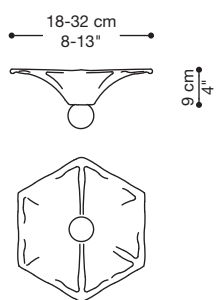


Cormorano A



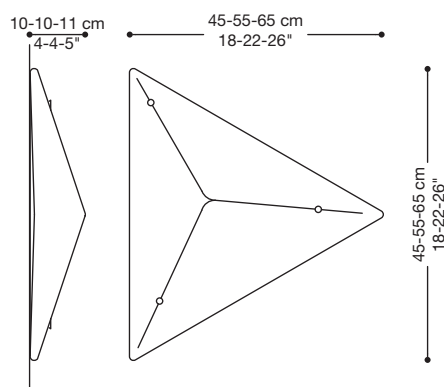
Cormorano T

629



R/18 | 1 x MAX 42W E14 ES | IP 20 230V CE cULus  
 32 | 1 x MAX 70W E27 ES

684



684 A/R 45-55 | 3 x MAX 28W E14 ES | IP 20 230V CE cULus  
 A/R 65 | 3 x MAX 70W E27 ES

Vetro/Glass  
629




AB AD

Struttura/Metalwork



2L 3L

Vetro/Glass  
684



KB KD HB HD HP


Struttura/Metalwork



2L 3L

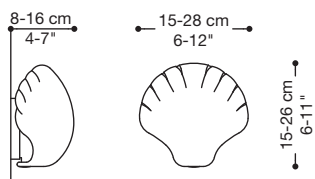


629 R



684 A/R

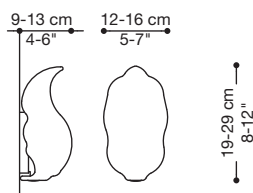
# EGEO



A/15 | 1 x MAX 42W E14 ES  
 28 | 1 x MAX 42W E27 ES

IP 20 230V


# MEDITERRANEO



A/12 | 1 x MAX 42W E14 ES  
 16 | 1 x MAX 42W E27 ES

IP 20 230V

Vetro/Glass



DD

Struttura/Metalwork



2L

3L



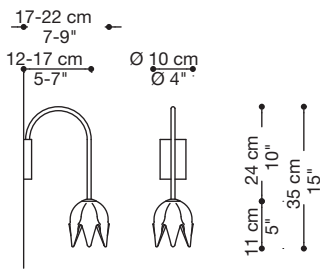


Egeo A

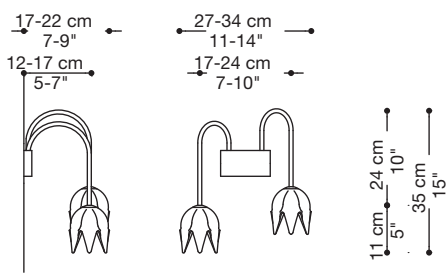


Mediterraneo A

# 738

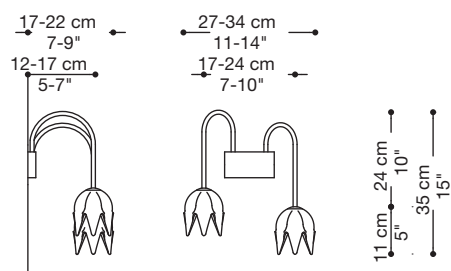


**A**/braccio | 1 x MAX 42W E14 ES | IP 20 230V | CE cULus



**A**/doppio braccio DX | 2 x MAX 42W E14 ES


IP 20 230V | CE cULus




**A**/doppio braccio SX | 2 x MAX 42W E14 ES

IP 20 230V | CE cULus

## Vetro/Glass



AB



DD



AE




KD

## Struttura/Metalwork




2L



2S



3L



3S

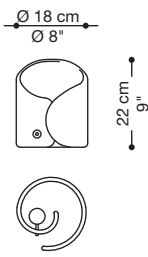


738




738 Doppio

# 602



P | 1 x MAX 28W E14 ES |   IP 20 230V  

## Vetro/Glass



AB



AD

## Vetro/Glass




HA



HB




HD



HP

## Struttura/Metalwork

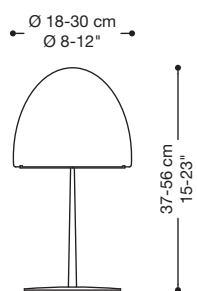






2L

3L



# PULSAR



P/ PICCOLA/SMALL | 1 x MAX 28W E14 ES |   IP 20 230V  

GRANDE/BIG | 1 x MAX 70W E27 ES

Vetro/Glass



DD

Struttura/Metalwork

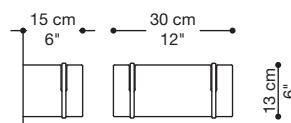
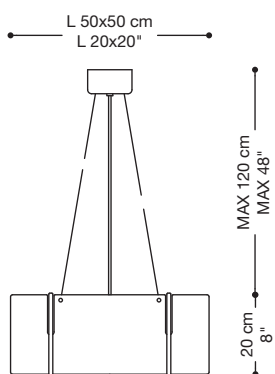


3S



Pulsar P


# SQUARED



S |  1 x MAX 120W E27 ES |  IP 20 230V  

A/AL |  1 x MAX 80W AL R7s ES  
|  IP 20 230V  

Vetro/Glass



DD



EE

Struttura/Metalwork




3S



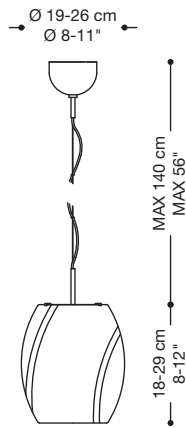


Squared S

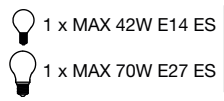


Squared A

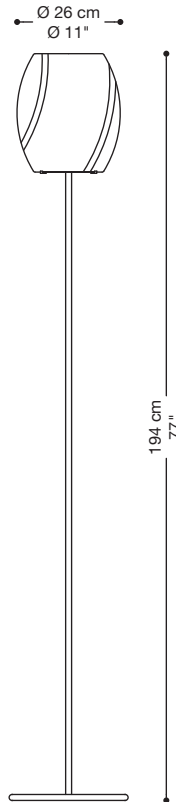
# DOLLY



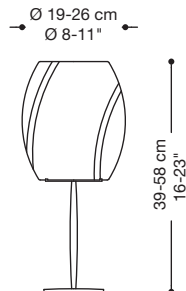
S/ piccola/small  
grande/big



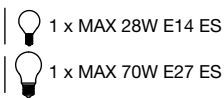
IP 20 230V CE cULus



T | 1 x MAX 70W E27 ES | IP 20 230V CE



P/ piccola/small  
grande/big



IP 20 230V CE

Vetro/Glass



AY

AB

Struttura/Metalwork



3S





Dolly T

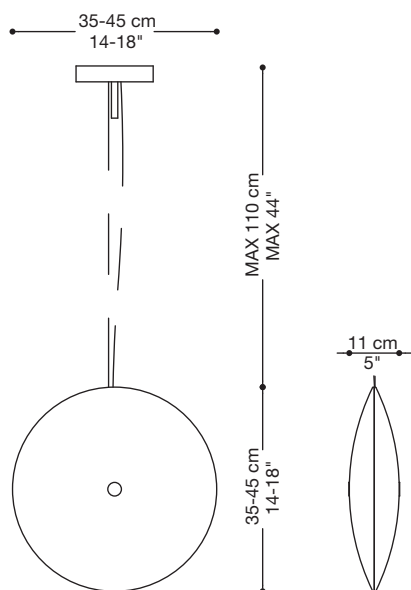


Dolly P



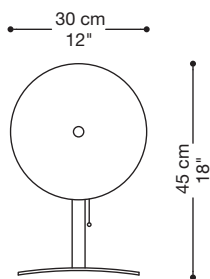
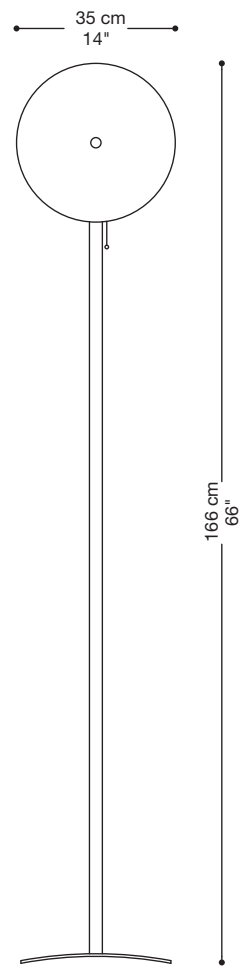
Dolly S

# PALLENE LED



S/ Ø 35 | 2 x 35 LED - 2 x 500mA - 3000K - 21,7V | TOTAL POWER 11,2W | IP 20

Ø 45 | 2 x 49 LED - 2 x 700mA - 3000K - 21,7V | TOTAL POWER 16W



P/ Ø 30 | 2 x 35 LED - 2 x 500mA - 3000K - 21,7V | IP 20

TOTAL POWER 11,2W

T/ Ø 35 | 2 x 35 LED - 2 x 500mA - 3000K - 21,7V | IP 20

TOTAL POWER 11,2W

Vetro/Glass



DD

Struttura/Metalwork



3S





Pallene P



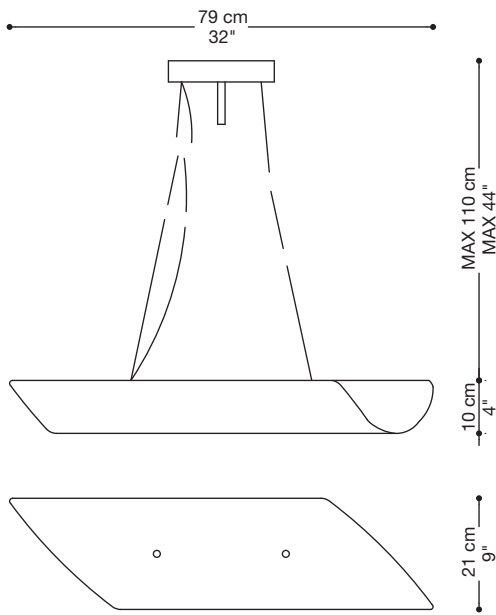
Pallene T





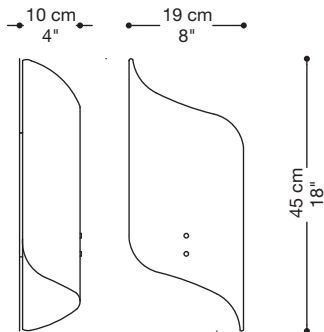
Pallene P

# ALDEBARAN LED



R/S | 1 x 108 LED (60+48) - 2 x 500mA - 3000K - 37,2V | IP 20


TOTAL POWER 40W




A | 1 x 35 LED - 700mA - 3000K - 21,7V | IP 20

TOTAL POWER 16,5W

Vetro/Glass



HB



HY


Struttura/Metalwork



3S

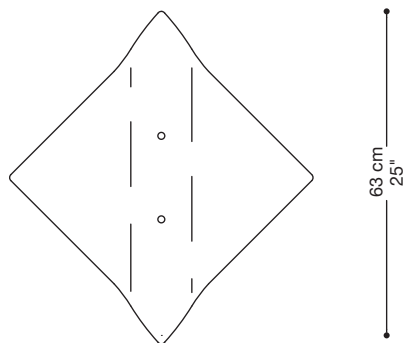
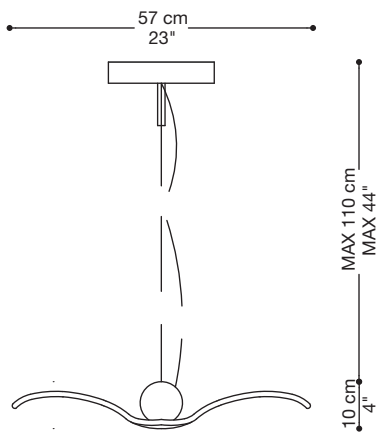


Aldebaran S/R

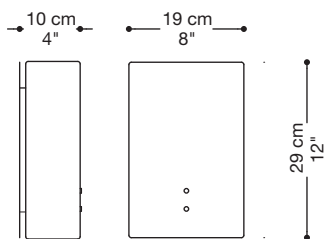


Aldebaran A

# SIRIO LED



R/S | 1 x 108 LED (60+48) - 2 x 500mA - 3000K - 37,2V | IP 20   
 TOTAL POWER 40W




A | 1 x 35 LED - 700mA - 3000K - 21,7V | IP 20   
 TOTAL POWER 16,5W

Vetro/Glass



HD




HP

Struttura/Metalwork



3S

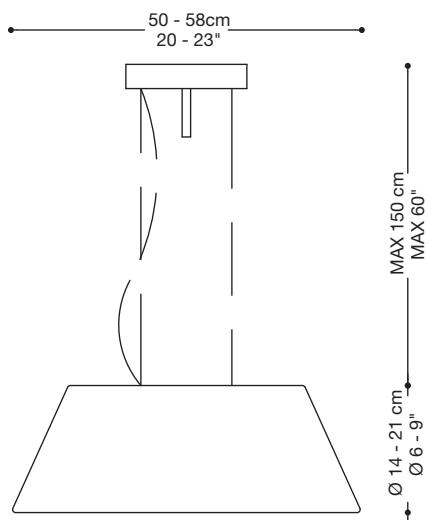


Sirio S/R



Sirio A


# DEIMOS LED



R/S	50	1 x 56 LED - 1050mA - 3000K - 21V TOTAL POWER 25W
	58	1 x 108 LED (60+48) - 2 x 500mA - 3000K - 37,2V TOTAL POWER 40W

IP 20  

Vetro/Glass



DD

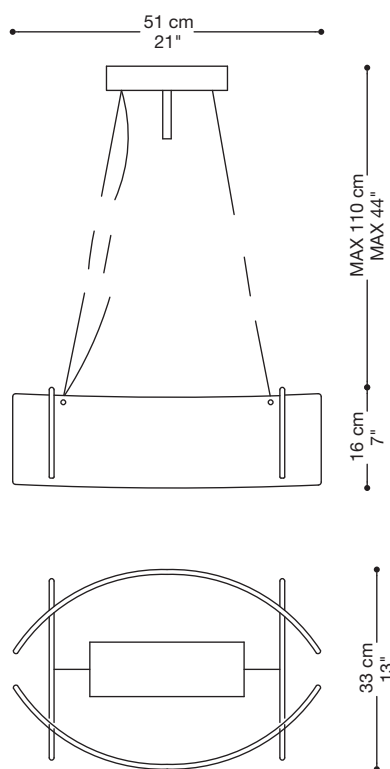
Struttura/Metalwork



3S



# REGOLO LED



R/S | 1 x 108 LED (60+48) - 2 x 500mA - 3000K - 37,2V | IP 20 | CE  
 TOTAL POWER 40W

## Vetro/Glass



HD



HP

## Struttura/Metalwork

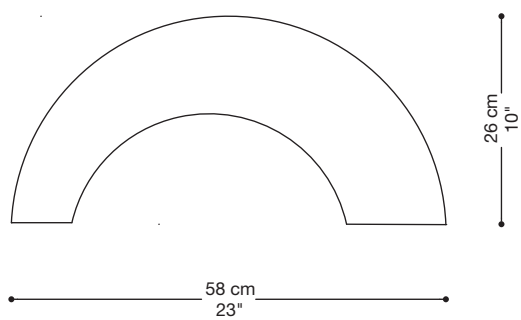
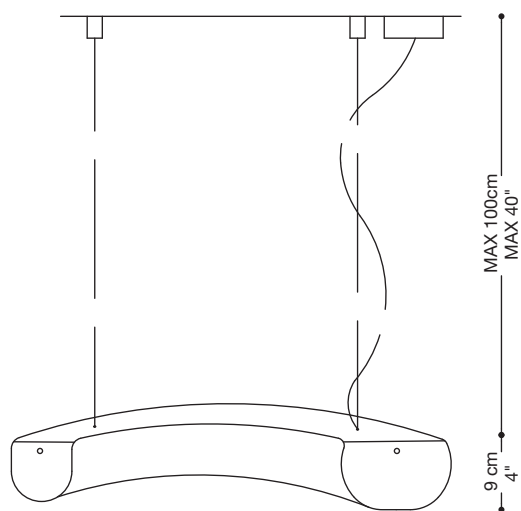





3S






# FOBOS LED



S | 1 x 108 LED - 1050mA - 3000K |  IP 20   CE  
TOTAL POWER 40W

Vetro/Glass



DD

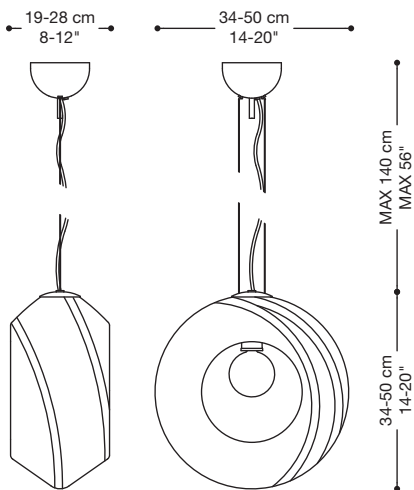
Struttura/Metalwork










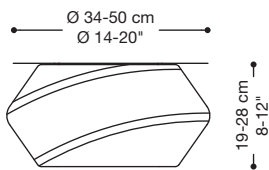
3S










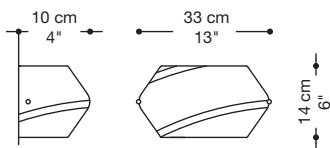
# DOLLY MAXI









**S MAXI** / piccola/small |  1 x MAX 70W E27 ES |   IP 20 230V     
 grande/big |  1 x MAX 105W E27 ES



**R MAXI** / 34 |  1 x MAX 70W E27 ES |   IP 20 230V     
 50 |  1 x MAX 105W E27 ES



**A MAXI** / AL |  1 x MAX 80W R7s ES |   (0.3 m) IP 20 230V   

Vetro/Glass



AB

AY

Struttura/Metalwork



3S





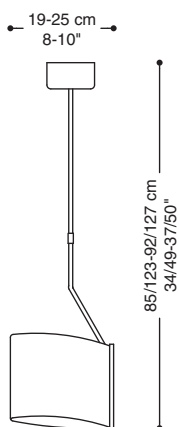
Dolly Maxi R



Dolly Maxi A

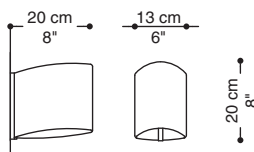


# GALAXY

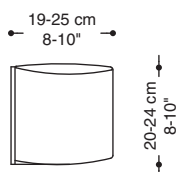


**S/PICCOLA/SMALL** | 1 x MAX 120W E27 ES | IP 20 230V

**GRANDE/BIG** | 1 x MAX 200W E27 ES

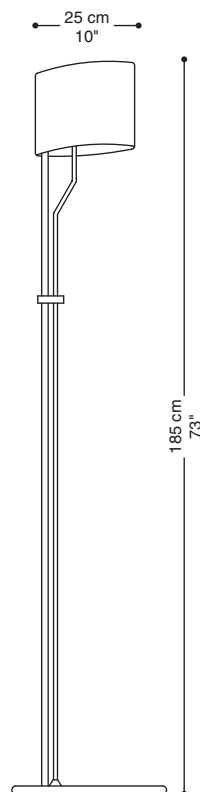


**A** | 1 x MAX 80W E14 ES | IP 20 230V




**P/PICCOLA/SMALL** | 1 x MAX 70W E27 ES | IP 20 230V

**GRANDE/BIG** | 1 x MAX 70W E27 ES



**T/AL** | 1 x MAX 200W E27 ES | IP 20 230V

Vetro/Glass



DD

Struttura/Metalwork



3S





Galaxy T



Galaxy S



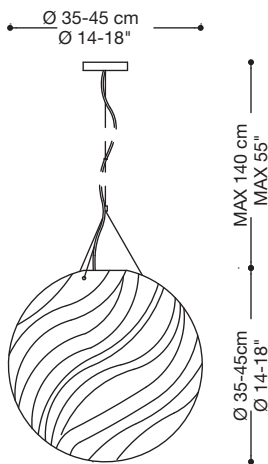
Galaxy A



Galaxy P

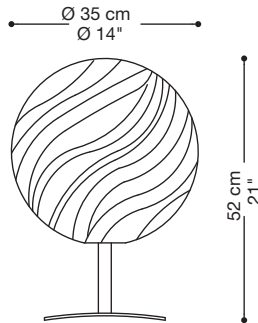


# GANIMEDE LED



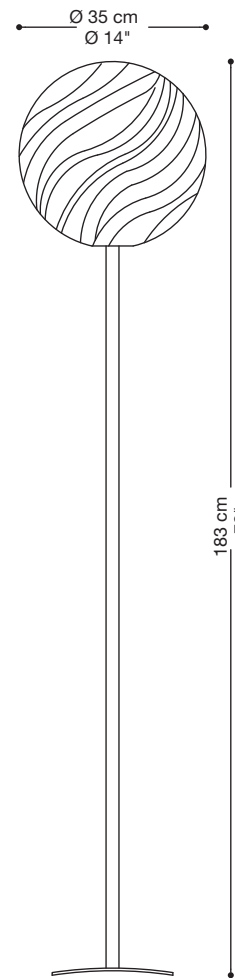
**R/S/Ø 35** | 1 x 54 LED - 1050mA - 3000K  
 TOTAL POWER 20W

**Ø 45** | 1 x 108 LED (60+48) - 2 x 500mA - 3000K - 37,2V  
 TOTAL POWER 40W



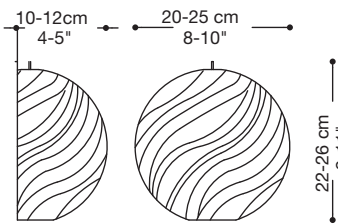
**P/35** | 1 x 54 LED - 1050mA - 3000K  
 TOTAL POWER 20W

IP 20 CE



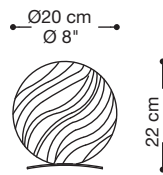
**T/35** | 1 x 54 LED - 1050mA - 3000K  
 TOTAL POWER 20W

IP 20 CE



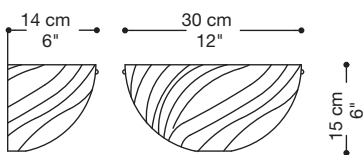
**A/20-25** | 1 x 35 LED - 500mA - 3000K - 21,7V  
 TOTAL POWER 11,5W

IP 20 CE



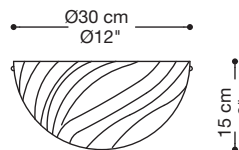
**P/20** | 1 x 12 LED - 232mA - 3000K - 24V  
 TOTAL POWER 5,6W

IP 20 CE



**A/30** | 1 x 49 LED - 500mA - 3000K - 21,7V  
 TOTAL POWER 11W

IP 20 CE



**R/30** | 1 x 35 LED - 500mA - 3000K - 21,7V  
 TOTAL POWER 11,5W

IP 20 CE

Vetro/Glass




DD

Struttura/Metalwork



3S





Ganimede R



Ganimede T



Ganimede A

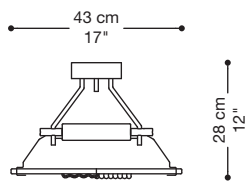


Ganimede A

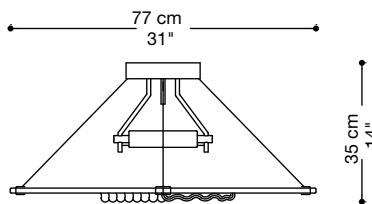


Ganimede P

# AQUILONE




R/AL 43 |  1 x MAX 230W R7s ES |   (0.3 m) | IP 20 230V  




R/AL 77 |  1 x MAX 230W R7s ES |   (0.3 m) | IP 20 230V  


## Vetro/Glass



DA



DB



DY

## Struttura/Metalwork




2L



3L



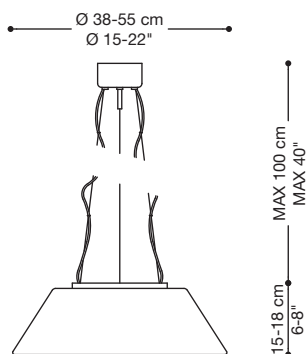









Aquilone R/AL










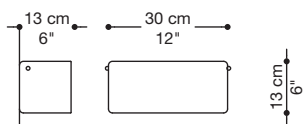
Aquilone R/AL

# SINTESI



S/AL Ø 38 |  1 x MAX 160W AL R7s ES |    (0.3 m) | IP 20 230V   

AL Ø 55 |  1 x MAX 230W AL R7s ES |    (0.3 m) | IP 20 230V   



A/AL |  1 x MAX 80W AL R7s ES |   (0.3 m) | IP 20 230V   

Vetro/Glass



EE

Struttura/Metalwork



3S

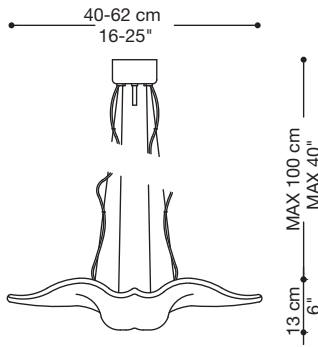






Sintesi S







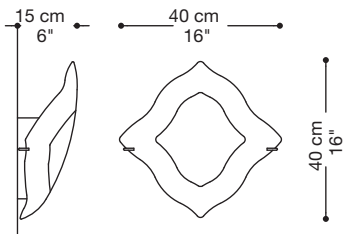
Sintesi A

# ALBATROS




R/S AL 40 | 1 x MAX 230W AL R7s ES |   (0.3m) | IP 20 230V |  

AL 62 | 1 x MAX 230W AL R7s ES |   (0.3m) | IP 20 230V |  



A/AL | 1 x MAX 160W AL R7s ES |   (0.5m) | IP 20 230V |  


## Vetro/Glass



DA

DB

## Struttura/Metalwork



2S

3S

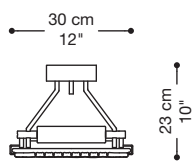


Albatros R/S



Albatros A

# COMETA



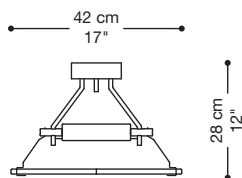
R/AL |  1 x MAX 230W R7s ES |   0.3 m | IP 20 230V   

Vetro/Glass COMETA



AA AD AY

# RUMBA




R/AL |  1 x MAX 120W R7s ES |   0.5 m | IP 20 230V   

Vetro/Glass RUMBA



AB AE DD KD

Struttura/Metalwork



2L 3L

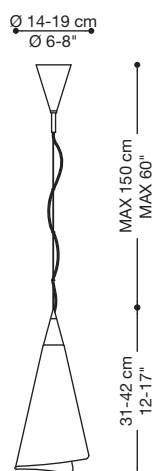


Cometa R



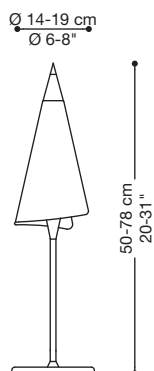
Rumba R

# GENIUS



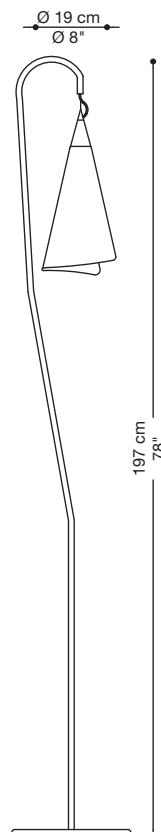
**S/** Ø14 | 1 x MAX 42W E14 ES | IP 20 230V

Ø19 | 1 x MAX 70W E27 ES



**P/** Ø14 | 1 x MAX 42W E14 ES | IP 20 230V

Ø19 | 1 x MAX 70W E27 ES | IP 20 230V



**T** | 1 x MAX 70W E27 ES | IP 20 230V

## Vetro/Glass




AB



AD

## Struttura/Metalwork



2S



3S







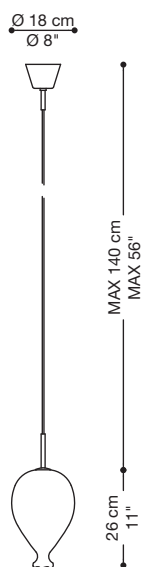
Genius P



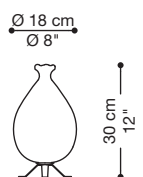
Genius Tecno T



# BALLOON




S |  1 x MAX 42W E14 ES |    




P |  1 x MAX 42W E14 ES |   


Vetro/Glass



DB



DA



DY

Struttura/Metalwork



3S

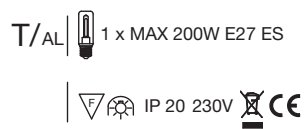
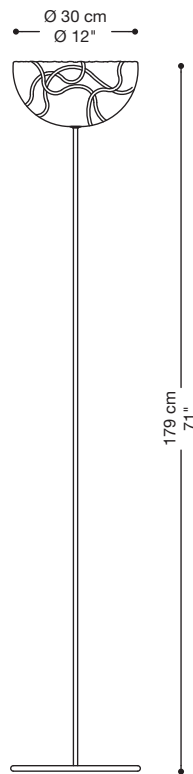
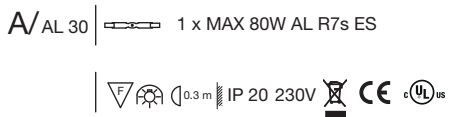
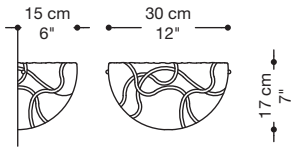
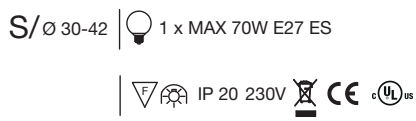
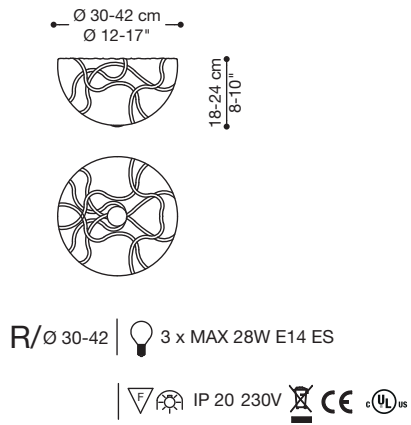
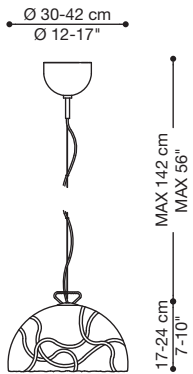


Balloon S




Balloon P

# FILE



Vetro/Glass



AD

Struttura/Metalwork



3S



File S



File R

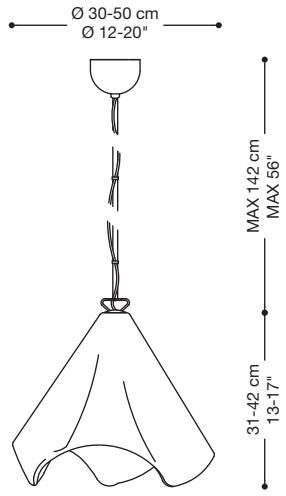


File A



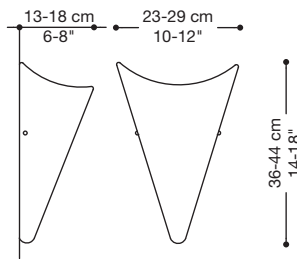
File T

# 688



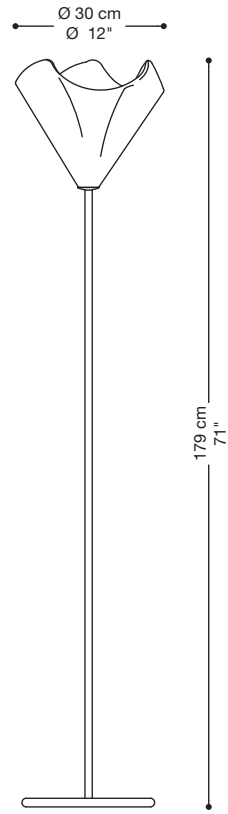
S/Ø 30 | 1 x MAX 70W E27 ES | IP 20 230V | CE | UL US

Ø 50 | 1 x MAX 70W E27 ES




A/AL 23 | 1 x MAX 80W R7s ES | IP 20 230V | CE | UL US

AL 29 | 1 x MAX 80W R7s ES



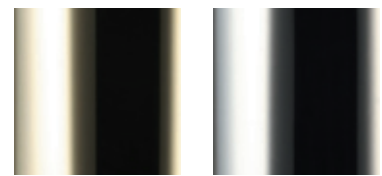
T/AL | 1 x MAX 120W E27 ES | IP 20 230V | CE

Vetro/Glass



HA HB HD HP

Struttura/Metalwork



2L 3L








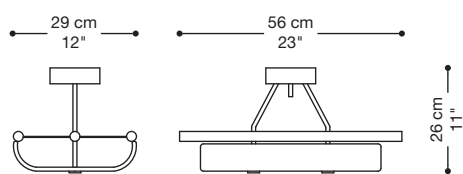
688 T



688 A




# ORIONE



R/AL |  1 x MAX 230W AL R7s ES |   (0.3m) | IP 20 230V  

Vetro/Glass



DD

Struttura/Metalwork

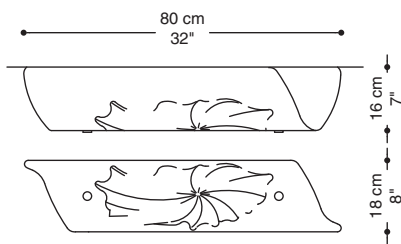


3S

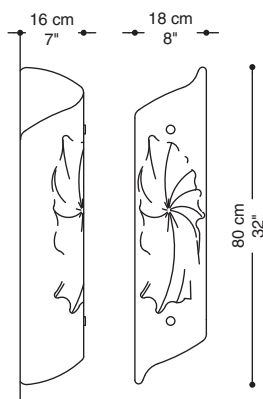


Orione R

# ATMOSPHERE




R/AL |  2 x MAX 80W R7s ES |  (0.5 m) | IP 20 230V |  



A/AL |  2 x MAX 120W R7s ES |  (0.5 m) | IP 20 230V |  

## Vetro/Glass



QB



QD

## Struttura/Metalwork



3S

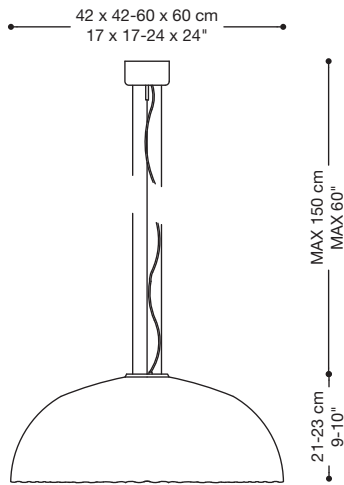


Atmosphere R

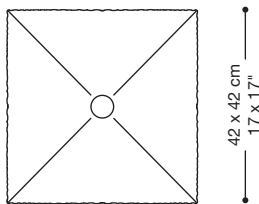
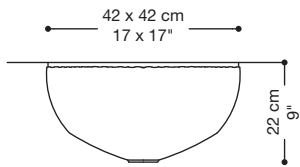


Atmosphere A

# STONE



S/ 42 | 1 x MAX 70W E27 ES | IP 20 230V CE cULus  
 60 | 1 x MAX 70W E27 ES



R | 4 x MAX 28W E14 ES | IP 20 230V CE cULus

## Vetro/Glass



AA



AB

## Struttura/Metalwork



3S



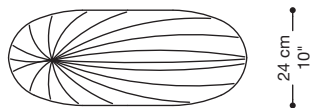
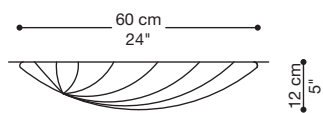


Stone S

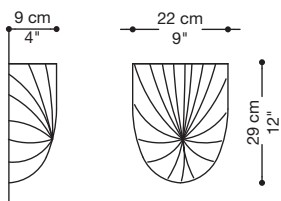


Stone R

# GRAFFIO




R | 2 x MAX 70W E27 ES | IP 20 230V




A /22 | 2 x MAX 42W E14 ES | IP 20 230V


Vetro/Glass



QB



QD



QV

Struttura/Metalwork



3S

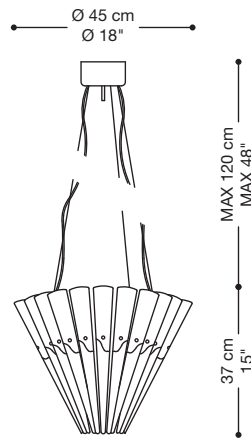
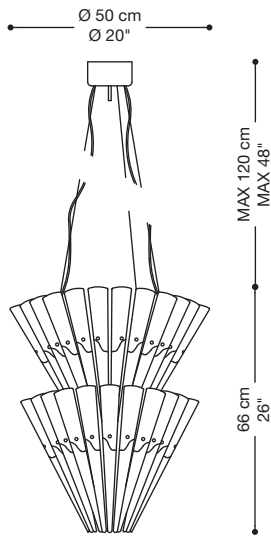



Graffio R





Graffio A

# APACHE




S/Ø50 |  2 x MAX 230W R7s ES



S/Ø45 |  1 x MAX 230W R7s ES



Vetro/Glass



AD

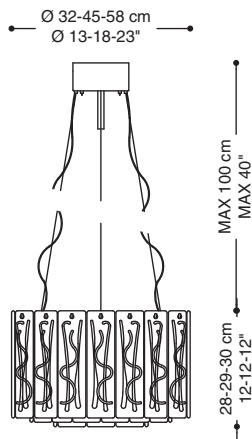
Struttura/Metalwork




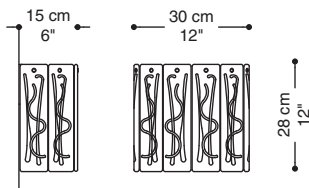
3S



# NADIR



S/32-45-58 |  1 x MAX 230W R7s ES |   (0.3 m) | IP 20 230V  



A/30 |  1 x MAX 80W R7s ES |   (0.3 m) | IP 20 230V  


## Vetro/Glass



AB

AD

## Struttura/Metalwork



2S

3S



Nadir S



Nadir A

La riproduzione in qualsiasi formato di questo catalogo o di parte di esso è assolutamente proibita senza la previa autorizzazione scritta di **la murrina**® S.p.A.

Il logo **la murrina**® è di esclusiva titolarità e proprietà di **la murrina**® S.p.A.

Non può essere riprodotto né usato per scopi commerciali, senza il consenso scritto di **la murrina**® S.p.A.

L'azienda si riserva di modificare, in qualsiasi momento e senza nessun preavviso, le caratteristiche tecniche dei prodotti illustrati in questo catalogo.

**la murrina**® declina ogni responsabilità per eventuali errori di stampa presenti nel catalogo.

**la murrina**® lavora scrupolosamente con i designer e lo staff tecnico e ingegneristico per garantire sempre un elevato standard qualitativo per ogni singolo pezzo della propria produzione.

I materiali scelti e la componentistica elettrica sono di prima qualità. L'assemblaggio e il controllo viene eseguito in maniera rigorosa da manodopera specializzata.

La produzione del vetro soffiato può presentare alcune minime differenze di peso, colore o spessore, dovute alla elaborazione artigianale dei pezzi. Le eventuali bolle e irregolarità presenti nell'impasto non sono difetti ma caratteristiche preziose ed uniche del vetro soffiato e lavorato a mano artigianalmente.

Ogni corpo illuminante è corredato con una busta contenente un foglio di istruzioni e modalità di assemblaggio.

Modifiche e/o riparazioni di qualsiasi natura apportate al prodotto non autorizzate dopo l'acquisto o il mancato rispetto delle istruzioni di montaggio, possono compromettere la sicurezza del prodotto stesso e provocare situazioni di pericolosità per l'utente.

Pertanto **la murrina**® ne declina ogni responsabilità.

Le dimensioni riportate nei disegni tecnici dei prodotti sono espressi in centimetri e pollici.

Gli apparecchi sono forniti con lampadine.





## Legenda simboli



La marcatura CE indica che il prodotto soddisfa gli obblighi di legge in merito alle Direttive Comunitarie Europee applicabili allo stesso.



La marcatura UL indica che il prodotto soddisfa gli obblighi di legge in merito alle Direttive del mercato nordamericano applicabili allo stesso.



Apparecchio installabile direttamente su superfici normalmente infiammabili.



Lampada alogena autoprotetta.

IP 20

GRADO DI PROTEZIONE IP20:  
Apparecchio ordinario (nessun segno grafico).



CLASSE DI ISOLAMENTO II:  
All'isolamento fondamentale è aggiunto un secondo isolamento o, ai due isolamenti è sostituito un isolamento rinforzato.  
Messa a terra: ESCLUSA.



CLASSE DI ISOLAMENTO III: Alimentazione effettuata con bassissima tensione di sicurezza, tensioni superiori a 50 Volt (a 50Hz) sono escluse in ogni parte.  
Messa a terra: ESCLUSA.



Distanza minima dagli oggetti illuminati.



Divieto d'uso di lampade a luce fredda.



Foro nel soffitto.

## Symbols list

The CE symbol is your assurance that the product bearing the mark meets all the requirements prescribed by law, as contained in the European Community Directives which apply to that products.

The UL symbol is your assurance that the product bearing the mark meets all the requirements prescribed by law, as contained in the North American Directives which apply to that products.

Fixture ready for mounting on normally flammable surface.

Self-shielded halogen lamp.

DEGREE OF PROTECTION IP20:  
Ordinary fixtures (no symbols).

CLASS INSULATION II:  
Basic insulation plus second insulation or both replaced by reinforced insulation.  
Grounding: EXCLUDED.

CLASS INSULATION III: Very low safety supply voltage, not to be used at over 50V (at 50Hz).  
Grounding: EXCLUDED.

Minimum distance from illuminated objects.

Warning against the use of cool-beam lamps.

Hole on the ceiling.

## Codici colori Glass colour codes

<b>AA</b>	Cristallo Transparent
<b>AB</b>	Cristallo topazio Transparent topaz
<b>AD</b>	Cristallo bianco Transparent white
<b>AE</b>	Foglia liberty
<b>AY</b>	Cristallo rosso Transparent red
<b>BB</b>	Topazio Topaz
<b>DA</b>	Bianco cristallo White transparent
<b>DB</b>	Bianco topazio White topaz
<b>DD</b>	Bianco White
<b>DP</b>	Bianco nero White black
<b>DY</b>	Bianco rosso White red
<b>EE</b>	Multicolore Multicolor
<b>HA</b>	Graffito cristallo Transparent graffito
<b>HB</b>	Graffito topazio Topaz graffito
<b>HD</b>	Graffito bianco White graffito
<b>HP</b>	Graffito ner Black graffito
<b>HY</b>	Graffito rosso Red graffito
<b>KB</b>	Foglia topazio Topaz leaf decoration
<b>KD</b>	Foglia bianca White leaf decoration
<b>PA</b>	Nero cristallo Black transparent
<b>PP</b>	Nero Black
<b>QB</b>	Granigliato topazio Topaz granigliato
<b>QD</b>	Granigliato bianco White granigliato
<b>QV</b>	Granigliato ametista Amethyst granigliato
<b>YY</b>	Rosso Red

## Codici struttura Metalwork codes

<b>2S</b>	Oro satinato Matt gold
<b>2L</b>	Oro lucido Polished gold
<b>3S</b>	Nickel satinato Matt nickel
<b>3L</b>	Nickel lucido Polished nickel

## Legenda

S	Sospensione/lampadario
A	Applique/lampada da parete
P	Lampada da tavolo
R	Plafoniera/lampada a plafone
T	Lampada da terra

Per alcune collezioni, gli abbinamenti di colore vetro - montatura sono predefiniti.

Eventuali modifiche e/o abbinamenti, andranno richieste per approvazione e preventivo.

la murrina si riserva di apportare in qualsiasi momento e senza preavviso, ai propri articoli modifiche tecniche ed estetiche che, a suo insindacabile giudizio, ritenga necessarie ai fini di migliorarne il prodotto.

Non si garantisce che i prodotti forniti, corrispondano esattamente per forme, colori e misure alle foto presenti nel catalogo; eventuali variazioni sono da considerarsi caratteristiche e pregi della lavorazione artigianale del vetro di Murano.

Ogni prodotto si avvale di specifiche istruzioni di montaggio, inoltre tutti gli articoli riportati in catalogo sono conformi ai requisiti di sicurezza emanati dalle direttive europee e sono quindi a marchio CE.

la murrina garantisce l'originalità del suo prodotto inserendo su ogni prodotto la propria firma.

## Legend

S	Chandelier/suspended lamp
A	Wall lamp
P	Table lamp
R	Ceiling lamp
T	Floor lamp

For some collections, the glass-metalwork colour combinations are predetermined.

Requests for modifications and/or different combinations must be submitted for approval and quotation.

la murrina reserves the right to modify its products technically and/or aesthetically, at any time without previous notice, whenever it believes necessary to improve the product.

We do not guarantee that the products will exactly correspond in form, colour, or size to the pictures shown in the catalogue. Possible variations are to be considered part of the value of the artisan workmanship of Murano blown glass.

Each product is delivered with specific mounting instructions; furthermore all the articles listed in the catalogue comply with European safety regulations and therefore are CE certified.

la murrina guarantees the originality of its products by putting its signature on each item.

Direzione  
Via Isonzo 26  
22078 Turate (CO) Italy  
Tel: +39.02.969 75 1  
Fax: +39.02.969 75 212  
[www.lamurrina.com](http://www.lamurrina.com)

Fornace  
Riva Longa 17  
Murano Venezia - Italy